


RACCORDI "EXCELSIOR" IN OTTONE CW 617 N / UNI EN 12165 A SEDE METALLICA  
BRASS CW 617 N / UNI EN 12165 COUPLINGS "EXCELSIOR" WITH METAL SEAT

**DECRETO LEGISLATIVO 25/02/2000 N° 93**  
il prodotto illustrato nella presente scheda tecnica soddisfa i requisiti della direttiva PED 97/23/CE ed e' esentato dalla marcatura CE in base all'art.3 par. 3.


**DECREE LAW DD. 25/02/2000 NO.93**  
the product showed in this technical sheet is made according to PED 97/23/CE and it is CE marking-free as per art. 3 par.3.



**850**

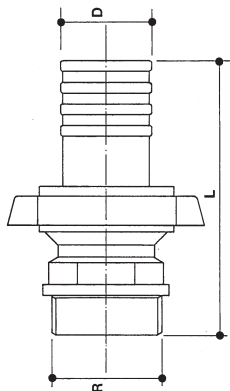


**851**



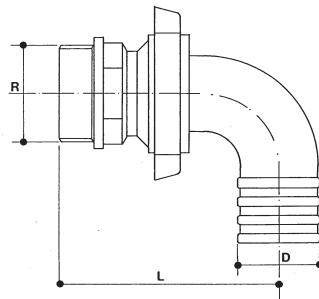
**852**

DIMENSIONI PRINCIPALI

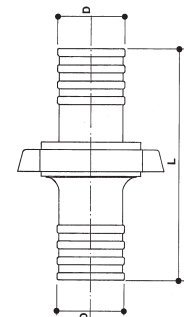


R"	X	D	L
3/8	15	58	
1/2	15	58	
1/2	18	65	
1/2	20	65	
3/4	20	67	
3/4	25	79	
1	25	82	
1	30	92	
1	32	95	
1 1/4	30	93	
1 1/4	32	95	
1 1/4	35	103	
1 1/2	40	105	
2	50	125	
2	60	140	
2 1/2	60	135	
-	-	-	
-	-	-	

LEADING DIMENSIONS



R"	X	D	L
3/8	15	52	
1/2	15	55	
1/2	18	60	
1/2	20	60	
3/4	20	60	
3/4	25	70	
1	25	75	
1	30	85	
1 1/4	30	85	
1 1/4	35	95	
1 1/2	40	100	
2	50	115	
2	60	130	
2 1/2	60	125	
-	-	-	



D	X	D	L
15	15	65	
18	18	72	
20	20	72	
25	25	88	
30	30	102	
35	35	116	
40	40	121	
-	-	-	